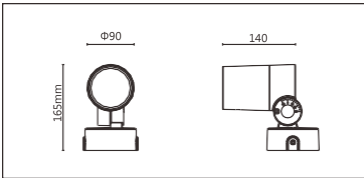


SA-D310-DNA-4SE



Features & Application 產品特點&適用場所

- 圓形投光燈，防護等級達IP66
- 產品表面雙層噴塗防護，鹽霧測試通過240H
- 支架防松設計，特製阻尼懸停轉軸設計，多次調節後仍可保持穩定懸停
- 多種投射角度及變光膜片可供選擇，滿足不同場所投光要求
- 標配15°遮光角，多種外置防眩配件可選，最高可實現40°遮光角
- 自研內壁消光工藝，有效降低遮光區域反射率
- 內建防反接保護和防浪湧保護電路，有效防止施工現場和使用中出現的燈具損害

適用於公園景觀亮化、戶外大樓、橋樑、古建築泛光投射照明、文旅照明、別墅庭院景觀亮化等

Options 可選

色溫 (Color Temperature) : 2700K、3000K、3500K、4000K、5000K、5700K、6500K

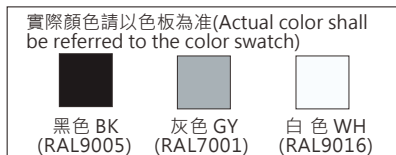
功率 (Power) : 15W

光束角 (Beam Angle) : 12°、15°、20°、30°、50°

Product specifications 產品規格

輸入電參數 (Input)	DC24V	安規執行標準 (Standards of Safety)	IEC60598-1:2020/GB 7000.1-2015 IEC60598-2-5:2015/GB 7000.7-2005
光源 (Light Source)	OSRAM Square ES	存儲條件 (Storage Condition)	溫度 : -40°C ~ 50°C 濕度 : 10% ~ 95%RH
顯色性 (Color Rendering)	Ra≥80	線材/長度/連接器 (Connecting)	1.0mm²*2出線50~55cm (可選配防水接頭)
LED數量 (Number of LEDs)	4		
遮光角 (Shading Angle)	15° 40°(需另選遮光罩套件)	產品主體材質 (Material)	高強度、高導熱性鋁合金
控制方式 (Control Method)	ON/OFF	安裝方式 (Installation)	1. 表面安裝 2. 抱杆安裝(需另選配件) 3. 插泥安裝(需另選配件)
灰階 (Gray Scale)	/		
安定器/變壓器/驅動器 (Ballast/Transformer/Driver)	/		


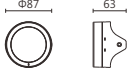



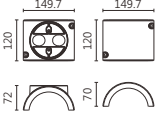

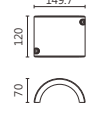
Finishing 燈具顏色


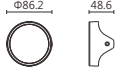


Optical parameters 光學參數

色溫 (Color Temperature)	2700K	3000K	3500K	4000K	5000K	5700K	6500K
光通量 (Luminous Flux)(lm)	1000	1035	1070	1110	1120	1140	1180
光效 (Luminous Efficacy)(lm/W)	67	69	71	74	75	76	79

Accessories 配件

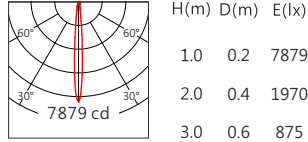
組合配件	配件型號	圖片	尺寸圖
拉伸膜片外框套件 (Stretch Film Frame Kit)	AC-SAD310-D01	 含AC-C63E1060x1(或其他膜片)	
可選拉伸膜片列表 (Optional Stretch Film List)	AC-C63E0110 AC-C63E0115 AC-C63E0140 AC-C63E0160 AC-C63E1060 AC-C63E1560 AC-C63E3060	 固定座, 加膜片	
安裝配件	配件型號	圖片	尺寸圖
D510單燈抱杆組 (Single Lamp Pole Group)	AC-SAD510-F01 (單側安裝)	 x4	
D510雙燈抱杆組 (Dual Lamp Pole Group)	AC-SAD510-F01 (雙側安裝)	 x4	

組合配件	配件型號	圖片	尺寸圖
遮光罩套件 (Light Shield Kit)	AC-SAD310-D02	 不含遮光罩	
可選遮光罩列表 (Optional Glare Shields)	AC-SAD310-D02 -01 AC-SAD310-D02 -02 AC-SAD310-D02 -03	 遮光角 40°(MAX) 遮光角40° 遮光角40°	
安裝配件	配件型號	圖片	尺寸圖
D310插泥件 (Ground Spike Accessory)	AC-SAD310-F04	 x2	

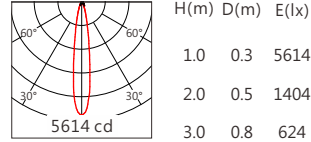
Light Distribution 配光曲線圖

2700K 1000 lm

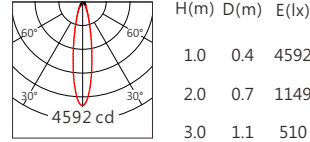
Square ES 12° 2700K



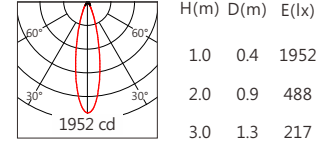
Square ES 15° 2700K



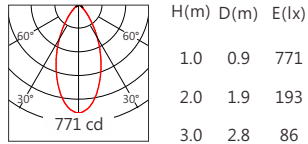
Square ES 20° 2700K



Square ES 30° 2700K

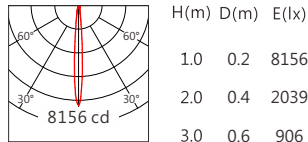


Square ES 50° 2700K

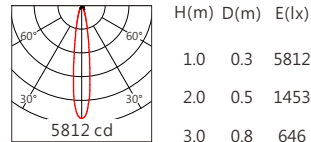


3000K 1035 lm

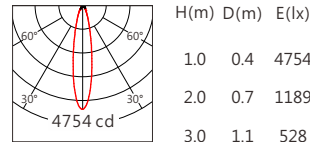
Square ES 12° 3000K



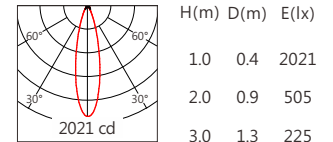
Square ES 15° 3000K



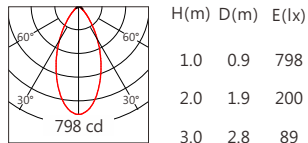
Square ES 20° 3000K



Square ES 30° 3000K

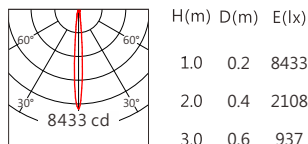


Square ES 50° 3000K

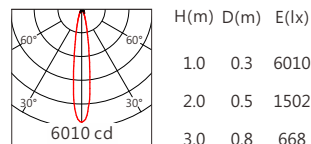


3500K 1070 lm

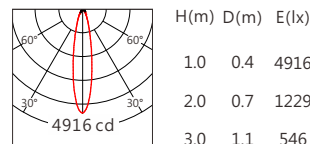
Square ES 12° 3500K



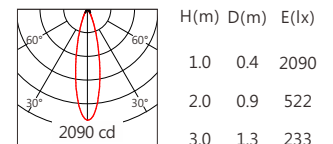
Square ES 15° 3500K



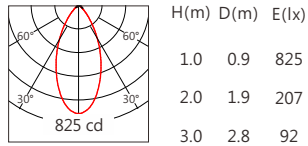
Square ES 20° 3500K



Square ES 30° 3500K

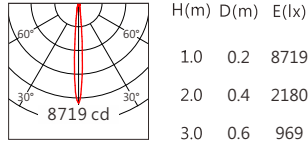


Square ES 50° 3500K

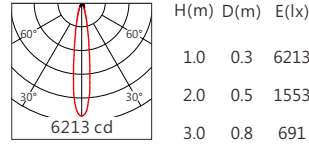


4000K 1100 lm

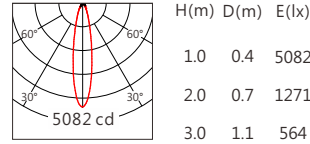
Square ES 12° 4000K



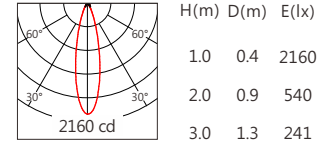
Square ES 15° 4000K



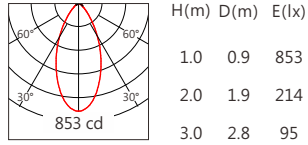
Square ES 20° 4000K



Square ES 30° 4000K

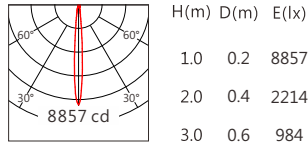


Square ES 50° 4000K

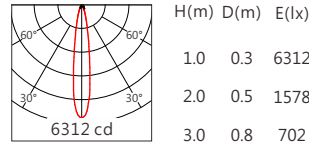


5000K 1120 lm

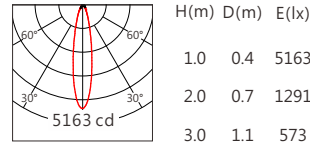
Square ES 12° 5000K



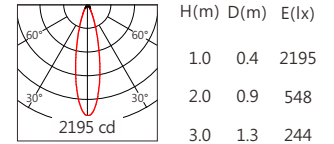
Square ES 15° 5000K



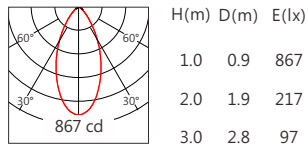
Square ES 20° 5000K



Square ES 30° 5000K

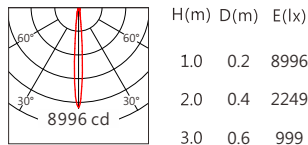


Square ES 50° 5000K

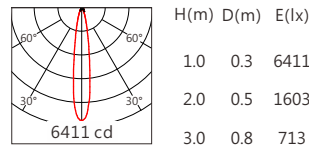


5700K 1140 lm

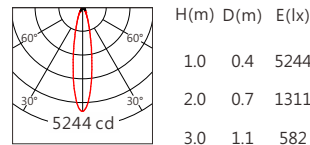
Square ES 12° 5700K



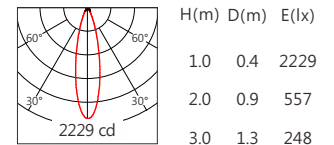
Square ES 15° 5700K



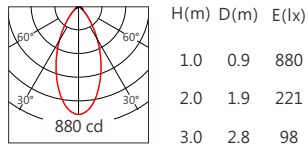
Square ES 20° 5700K



Square ES 30° 5700K

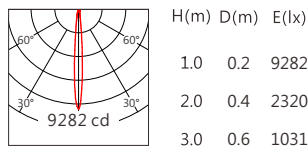


Square ES 50° 5700K

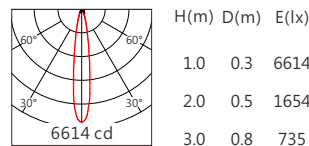


6500K 1180 lm

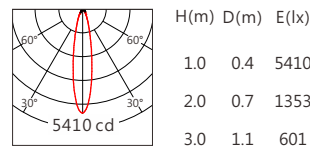
Square ES 12° 6500K



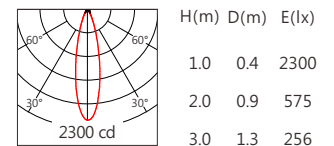
Square ES 15° 6500K



Square ES 20° 6500K



Square ES 30° 6500K



Square ES 50° 6500K

