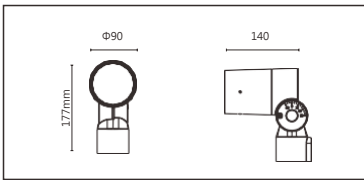


SA-D330-DNA-4SE



■ Features & Application 產品特點&適用場所

- 圓形投光燈，防護等級達IP66
- 產品表面雙層噴塗防護，鹽霧測試通過240H
- 支架防松設計，特製阻尼懸停轉軸設計，多次調節後仍可保持穩定懸停
- 多種投射角度及變光膜片可供選擇，滿足不同場所投光要求
- 標配15°遮光角，多種外置防眩配件可選，最高可實現40°遮光角
- 自研內壁消光工藝，有效降低遮光區域反射率
- 內建防反接保護和防浪湧保護電路，有效防止施工現場和使用中出現的燈具損害

適用於公園景觀亮化、戶外大樓、橋樑、古建築泛光投射照明、文旅照明、別墅庭院景觀亮化等

■ Options 可選

色溫 (Color Temperature) : 2700K、3000K、3500K、4000K、5000K、5700K、6500K

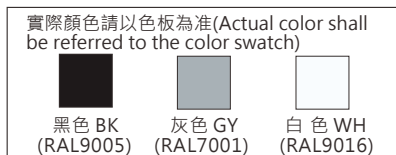
功率 (Power) : 15W

光束角 (Beam Angle) : 12°、15°、20°、30°、50°

■ Product specifications 產品規格

|   |                      |                                |  |
|---|----------------------|--------------------------------|--|
| 輸入電參數 ( Input )                               | DC24V                | 安規執行標準 ( Standards of Safety ) | IEC60598-1:2020/GB 7000.1-2015<br>IEC60598-2-5:2015/GB 7000.7-2005 |
| 光源 ( Light Source )                           | OSRAM Square ES      | 存儲條件 ( Storage Condition )     | 溫度 : -40°C ~ 50°C<br>濕度 : 10% ~ 95%RH                              |
| 顯色性 ( Color Rendering )                       | Ra≥80                | 線材/長度/連接器 ( Connecting )       | 1.0mm <sup>2</sup> *2出線50~55cm<br>(可選配防水接頭)                        |
| LED數量 ( Number of LEDs )                      | 4                    |                                |  |
| 遮光角 ( Shading Angle )                         | 15°<br>40°(需另選遮光罩套件) | 產品主體材質 ( Material )            | 高強度、高導熱性鋁合金  |
| 控制方式 ( Control Method )                       | ON/OFF               | 安裝方式 ( Installation )          | 1. 套杆安裝<br>2. 支架杆座安裝(需另選配件)<br>3. 抱杆安裝(需另選配件)<br>4. 插泥安裝(需另選配件)    |
| 灰階 ( Gray Scale )                             | /                    |                                |  |
| 安定器/變壓器/驅動器<br>( Ballast/Transformer/Driver ) | /                    |                                |  |





■ Finishing 燈具顏色


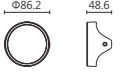









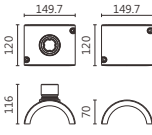

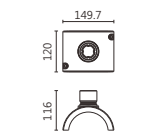
■ Optical parameters 光學參數


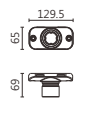

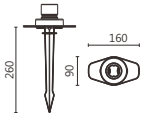
|                              |       |       |       |       |       |       |       |
|------------------------------|-------|-------|-------|-------|-------|-------|-------|
| 色溫 (Color Temperature)       | 2700K | 3000K | 3500K | 4000K | 5000K | 5700K | 6500K |
| 光通量 (Luminous Flux)(lm)      | 1000  | 1035  | 1070  | 1110  | 1120  | 1140  | 1180  |
| 光效 (Luminous Efficacy)(lm/W) | 67    | 69    | 71    | 74    | 75    | 76    | 79    |

## Accessories 配件

| 組合配件                                     | 配件型號  | 圖片   | 尺寸圖   |
|--|---|--|---|
| 拉伸膜片外框套件<br>(Stretch Film Frame Kit)     | AC-SAD310-D01   | <br>含AC-C63E1060x1(或其他膜片) |  |
| 可選拉伸膜片列表<br>(Optional Stretch Film List) | AC-C63E0110<br>AC-C63E0115<br>AC-C63E0140<br>AC-C63E0160<br>AC-C63E1060<br>AC-C63E1560<br>AC-C63E3060 | <br>固定座·加膜片               |  |

| 組合配件                                | 配件型號             | 圖片   | 尺寸圖   |
|-------------------------------------|------------------|--|---|
| 遮光罩套件<br>(Light Shield Kit)         | AC-SAD310-D02    | <br>不含遮光罩       |  |
| 可選遮光罩列表<br>(Optional Glare Shields) | AC-SAD310-D02-01 | <br>遮光角40°(MAX) |  |
|                                     | AC-SAD310-D02-02 | <br>遮光角40°      |  |
|                                     | AC-SAD310-D02-03 | <br>遮光角40°      |  |

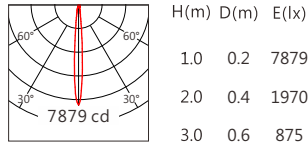
| 安裝配件                                  | 配件型號                       | 圖片  | 尺寸圖   |
|---------------------------------------|----------------------------|---|---|
| D530單燈抱杆組<br>(Single Lamp Pole Group) | AC-SAD530-F02-01<br>(單側安裝) | <br>x4 |  |
| D530雙燈抱杆組<br>(Dual Lamp Pole Group)   | AC-SAD530-F02-02<br>(雙側安裝) | <br>x4 |  |

| 安裝配件                                | 配件型號          | 圖片  | 尺寸圖   |
|-------------------------------------|---------------|---|---|
| D530抱杆支架<br>(Bracket Rod Seat)      | AC-SAD530-F03 | <br>x2 |  |
| D330插泥件<br>(Ground Spike Accessory) | AC-SAD330-F05 |        |  |

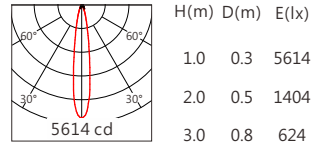
## Light Distribution 配光曲線圖

### 2700K 1000 lm

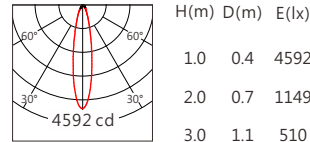
Square ES 12° 2700K



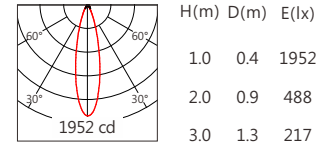
Square ES 15° 2700K



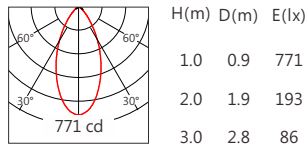
Square ES 20° 2700K



Square ES 30° 2700K

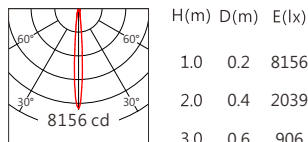


Square ES 50° 2700K

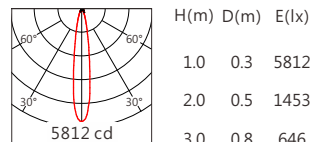


### 3000K 1035 lm

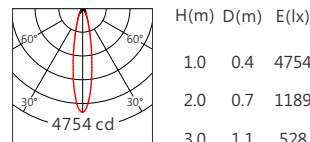
Square ES 12° 3000K



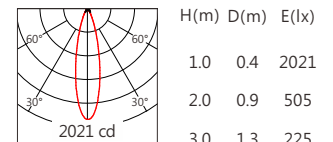
Square ES 15° 3000K



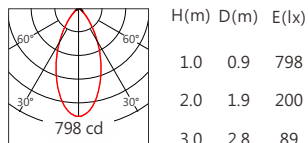
Square ES 20° 3000K



Square ES 30° 3000K

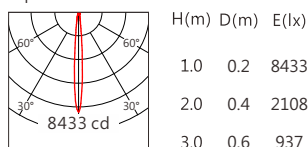


Square ES 50° 3000K

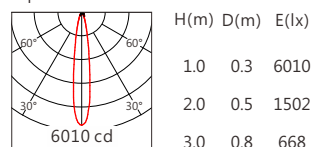


### 3500K 1070 lm

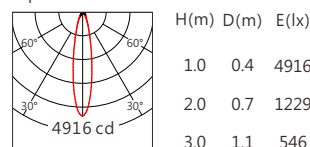
Square ES 12° 3500K



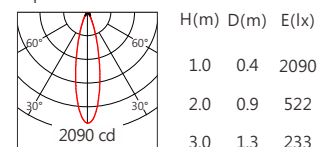
Square ES 15° 3500K



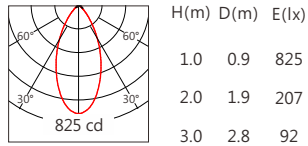
Square ES 20° 3500K



Square ES 30° 3500K

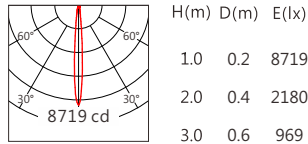


**Square ES 50° 3500K**

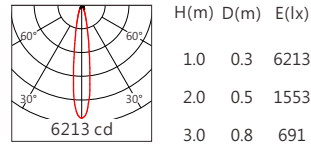


**4000K 1100 lm**

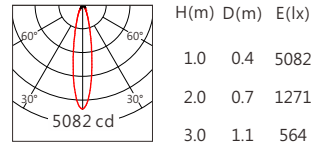
**Square ES 12° 4000K**



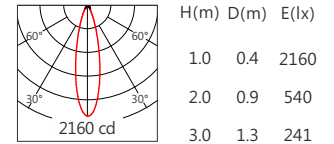
**Square ES 15° 4000K**



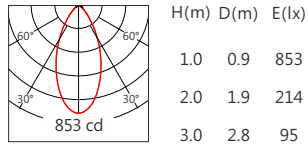
**Square ES 20° 4000K**



**Square ES 30° 4000K**

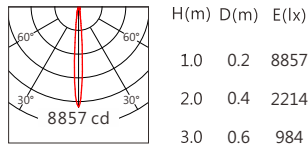


**Square ES 50° 4000K**

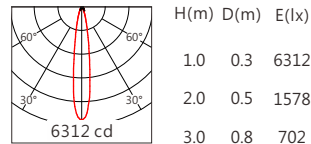


**5000K 1120 lm**

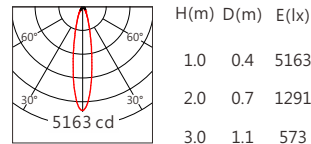
**Square ES 12° 5000K**



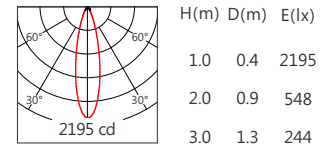
**Square ES 15° 5000K**



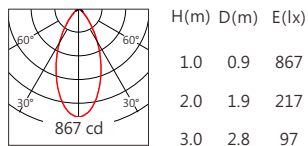
**Square ES 20° 5000K**



**Square ES 30° 5000K**

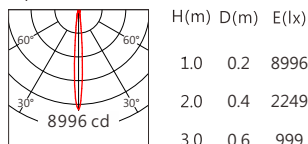


**Square ES 50° 5000K**

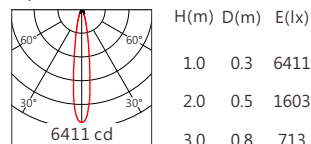


**5700K 1140 lm**

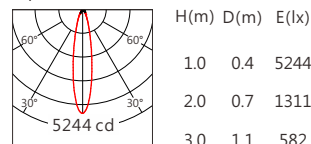
**Square ES 12° 5700K**



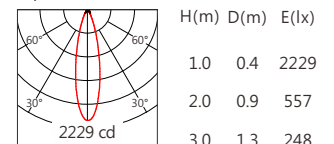
**Square ES 15° 5700K**



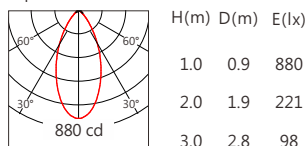
**Square ES 20° 5700K**



**Square ES 30° 5700K**

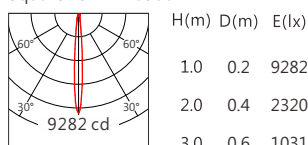


**Square ES 50° 5700K**

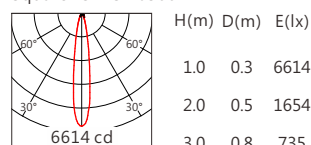


**6500K 1180 lm**

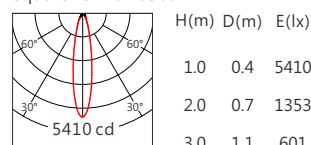
**Square ES 12° 6500K**



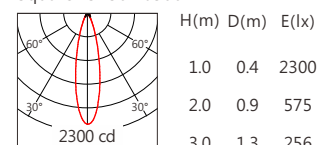
**Square ES 15° 6500K**



**Square ES 20° 6500K**



**Square ES 30° 6500K**



**Square ES 50° 6500K**

