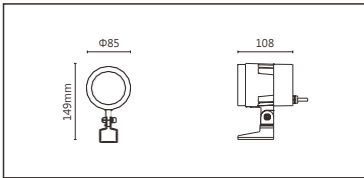
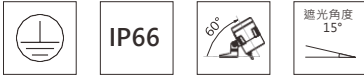


SA-H320-ANA-4SE



■ Features & Application 產品特點&適用場所

- 圓形投光燈，防護等級達IP66
- 標配遮光角高達15°以上
- 光形左右對稱，採用了三次配光設計，多種投射角度及光學配件可供選擇
- 可選配遮光罩，進一步提升燈具的防眩效果
- 燈體採用高強度、高導熱性鋁合金材質，高透光鋼化光學玻璃，二次塗層防腐支架(電鍍+噴塗)
- 對流散熱通道設計，具有良好的散熱性能，可確保LED光源的壽命
- 內建防反接保護和防浪湧保護電路，有效防止施工現場和使用中出現的燈具損害

適用於公園景觀亮化、戶外大樓、橋樑、古建築泛光投射照明、文旅照明、別墅庭院景觀亮化等

■ Options 可選

色溫 (Color Temperature) : 2700K、3000K、3500K、4000K、5000K、5700K、6500K

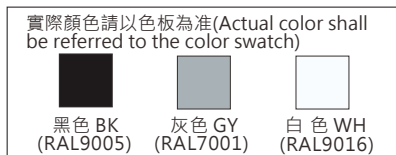
功率 (Power) : 10W、15W

光束角 (Beam Angle) : 12°、15°、20°、30°、50°

■ Product specifications 產品規格

| | | | |
|---|---|--------------------------------|--|
| 輸入電參數 (Input) | AC220V | 安規執行標準 (Standards of Safety) | IEC60598-1:2020/GB 7000.1-2015 IEC60598-2-5:2015/GB 7000.7-2005 |
| 光源 (Light Source) | OSRAM Square ES | 存儲條件 (Storage Condition) | 溫度(Temperature) : -40°C ~ 50°C 濕度(Humidity) : 10% ~ 95%RH |
| 顯色性 (Color Rendering) | Ra≥80 | 線材/長度/連接器 (Connecting) | 1.0mm²*3裸線出線50~55cm |
| LED數量 (Number of LEDs) | 4 | | |
| 遮光角 (Shading Angle) | 15° 25°(需另選蜂窩網配件) | 產品主體材質 (Material) | 高強度、高導熱性鋁合金 |
| 控制方式 (Control Method) | ON/OFF | 安裝方式 (Installation) | 1. 表面安裝 2. 旋轉底座安裝(需另選配件) 3. 地插安裝(需另選配件) 4. 喉箍安裝(需另選配件) |
| 灰階 (Gray Scale) | / | | |
| 安定器/變壓器/驅動器 (Ballast/Transformer/Driver) | RMS-20-500BS-700(10W) RMS-20-500BS-1000(15W) | | |

■ Finishing 燈具顏色














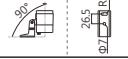



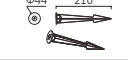

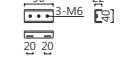
■ Optical parameters 光學參數

| 功率(Power) | @10W | | | | | | |
|-----------------------------|-------|-------|-------|-------|-------|-------|-------|
| 色溫(Color Temperature)(K) | 2700K | 3000K | 3500K | 4000K | 5000K | 5700K | 6500K |
| 光通量(Luminous Flux)(lm) | 600 | 620 | 640 | 660 | 670 | 680 | 705 |
| 光效(Luminous Efficacy)(lm/W) | 60 | 62 | 64 | 66 | 67 | 68 | 71 |

| 功率(Power) | @15W | | | | | | |
|-----------------------------|-------|-------|-------|-------|-------|-------|-------|
| 色溫(Color Temperature)(K) | 2700K | 3000K | 3500K | 4000K | 5000K | 5700K | 6500K |
| 光通量(Luminous Flux)(lm) | 1000 | 1035 | 1070 | 1110 | 1120 | 1140 | 1180 |
| 光效(Luminous Efficacy)(lm/W) | 67 | 69 | 71 | 74 | 75 | 76 | 79 |

■ Accessories 配件

| 組合配件 | 配件型號 | 圖片 | 尺寸圖 |
|--|---|--|---|
| 遮光罩 (Shade Hood) | AC-SAH320-D01 |  |  |
| | AC-SAH320-D02 |  |  |
| 蜂巢網 (Honeycomb network) | AC-SAH321-H02 |  透光角25° |  |
| 可選拉伸膜片列表 (Optional Stretch Film List) | AC-C62E0140 AC-C62E0160 AC-C62E1060 AC-C62E1560 AC-C62E3060 |  |  |

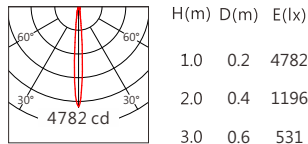
| 組合配件 | 配件型號 | 圖片 | 尺寸圖 |
|---------------------------------|---------------|---|---|
| 旋轉支架 (Rotating Bracket) | AC-SAH321-R01 |  |  |
| | AC-SAH321-R02 |  |  |
| 旋轉底座 (Rotary Base) | AC-SAH321-F01 |  |  |
| 插泥件 (Ground Spike Accessory) | AC-SAH321-F02 |  |  |
| 喉箍底座 (Hose Clamp Base) | AC-SAH321-F04 |  |  |

■ Light Distribution 配光曲線圖

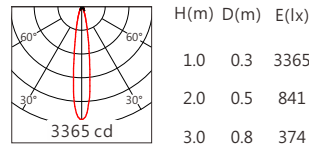
10W

2700K 600 lm

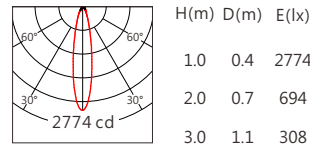
Square ES 12° 2700K



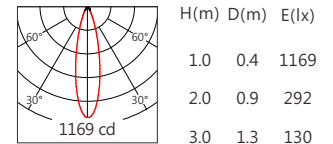
Square ES 15° 2700K



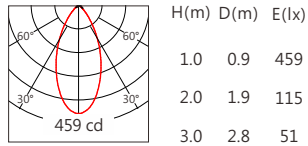
Square ES 20° 2700K



Square ES 30° 2700K

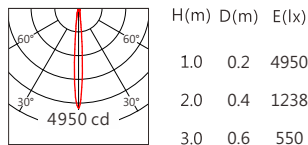


Square ES 50° 2700K

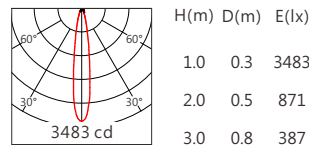


3000K 620 lm

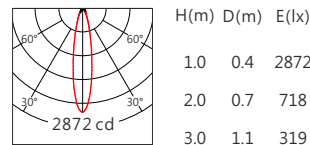
Square ES 12° 3000K



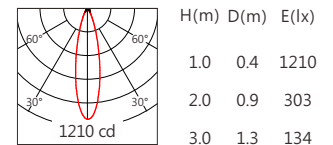
Square ES 15° 3000K



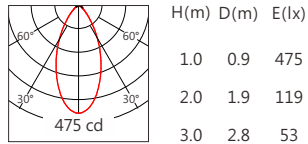
Square ES 20° 3000K



Square ES 30° 3000K

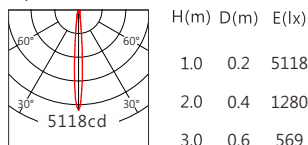


Square ES 50° 3000K

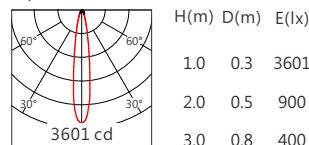


3500K 640 lm

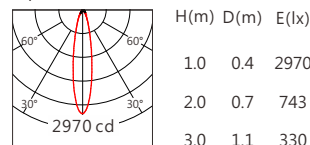
Square ES 12° 3500K



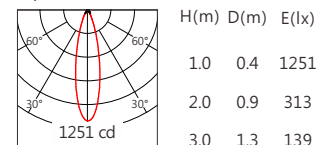
Square ES 15° 3500K



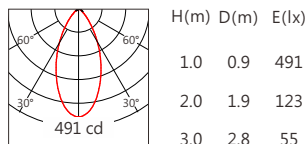
Square ES 20° 3500K



Square ES 30° 3500K

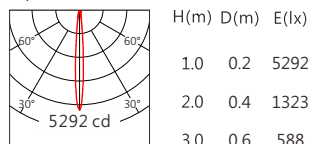


Square ES 50° 3500K

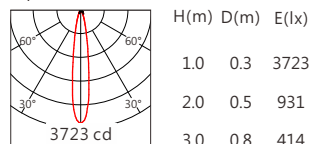


4000K 660 lm

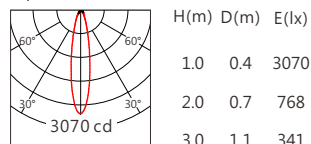
Square ES 12° 4000K



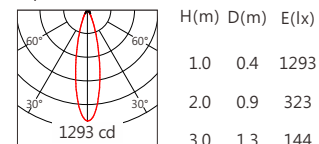
Square ES 15° 4000K



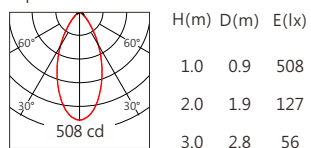
Square ES 20° 4000K



Square ES 30° 4000K

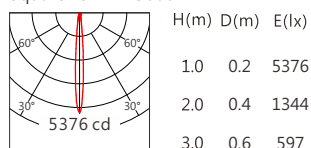


Square ES 50° 4000K

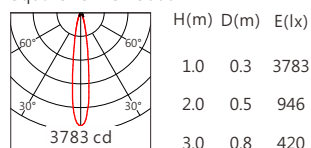


5000K 670 lm

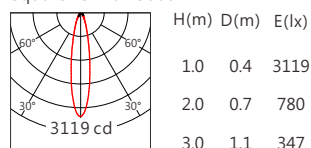
Square ES 12° 5000K



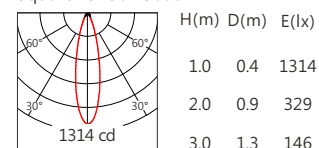
Square ES 15° 5000K



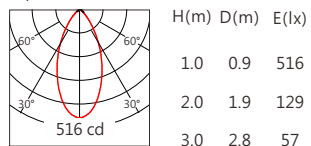
Square ES 20° 5000K



Square ES 30° 5000K

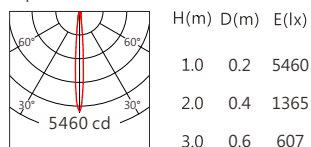


Square ES 50° 5000K

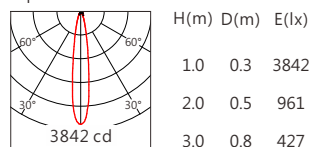


5700K 680 lm

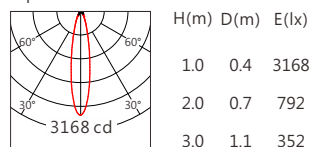
Square ES 12° 5700K



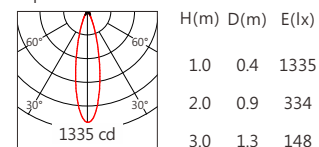
Square ES 15° 5700K



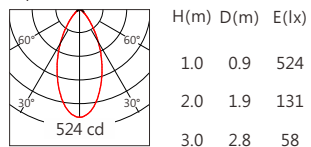
Square ES 20° 5700K



Square ES 30° 5700K

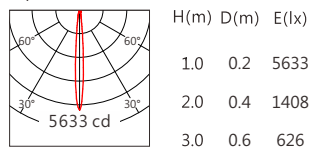


Square ES 50° 5700K

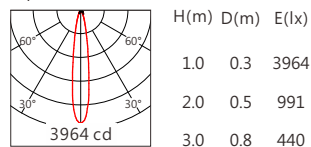


6500K 705 lm

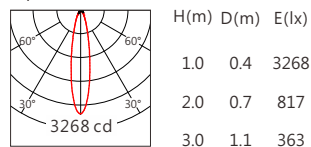
Square ES 12° 6500K



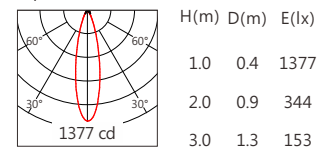
Square ES 15° 6500K



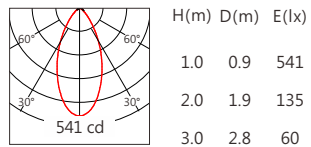
Square ES 20° 6500K



Square ES 30° 6500K



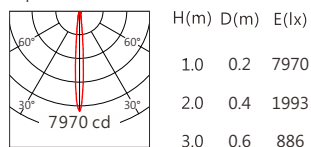
Square ES 50° 6500K



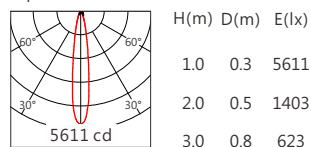
15W

2700K 1000 lm

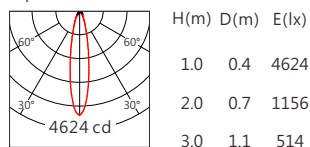
Square ES 12° 2700K



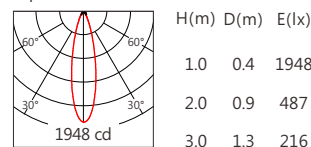
Square ES 15° 2700K



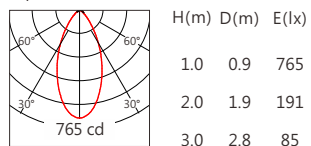
Square ES 20° 2700K



Square ES 30° 2700K

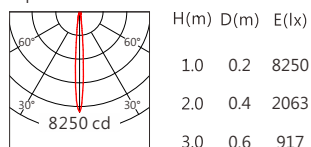


Square ES 50° 2700K

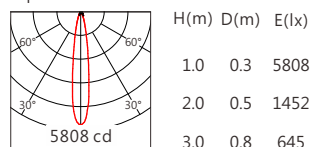


3000K 1035 lm

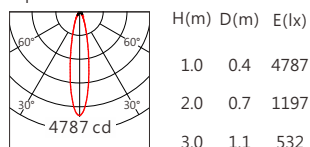
Square ES 12° 3000K



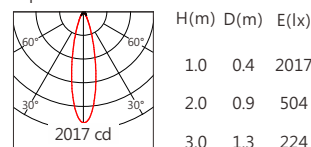
Square ES 15° 3000K



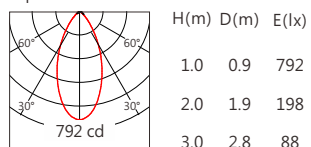
Square ES 20° 3000K



Square ES 30° 3000K

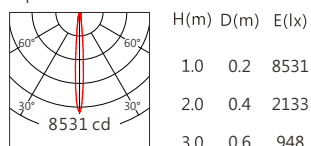


Square ES 50° 3000K

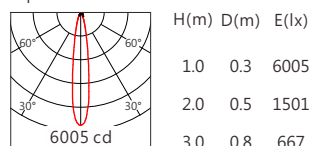


3500K 1070 lm

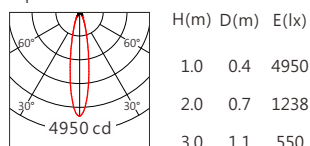
Square ES 12° 3500K



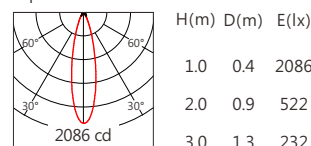
Square ES 15° 3500K



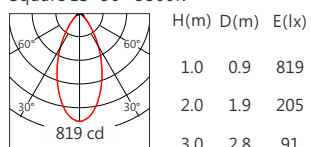
Square ES 20° 3500K



Square ES 30° 3500K

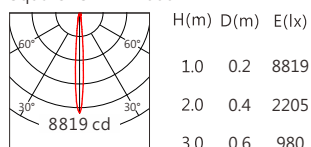


Square ES 50° 3500K

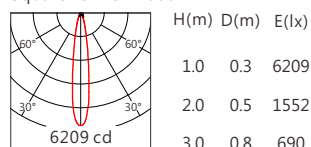


4000K 1100 lm

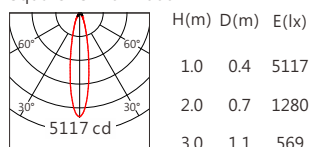
Square ES 12° 4000K



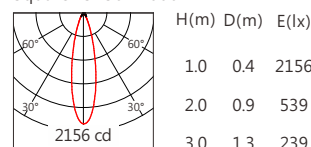
Square ES 15° 4000K



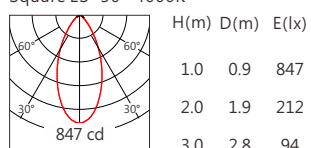
Square ES 20° 4000K



Square ES 30° 4000K

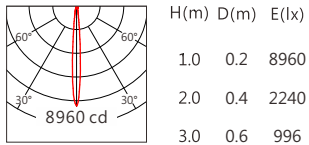


Square ES 50° 4000K

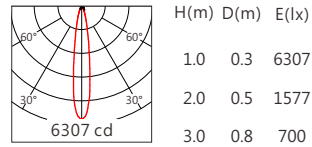


5000K 1120 lm

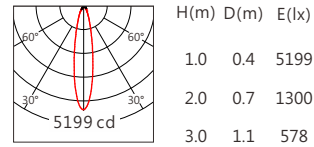
Square ES 12° 5000K



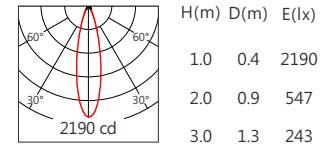
Square ES 15° 5000K



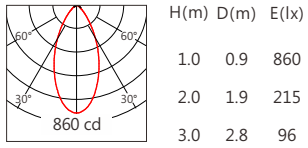
Square ES 20° 5000K



Square ES 30° 5000K

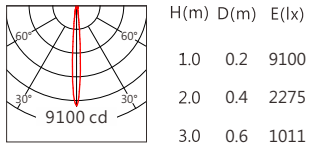


Square ES 50° 5000K

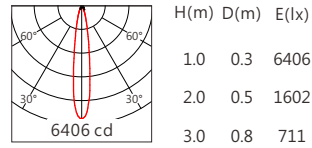


5700K 1140 lm

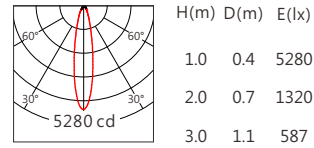
Square ES 12° 5700K



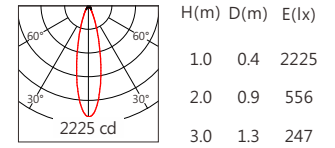
Square ES 15° 5700K



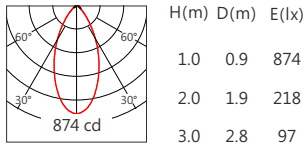
Square ES 20° 5700K



Square ES 30° 5700K

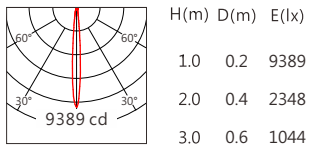


Square ES 50° 5700K

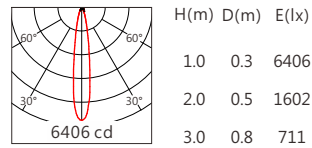


6500K 1180 lm

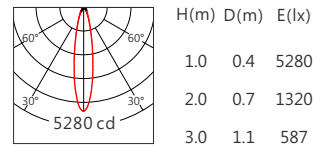
Square ES 12° 6500K



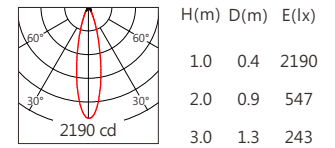
Square ES 15° 6500K



Square ES 20° 6500K



Square ES 30° 6500K



Square ES 50° 6500K

