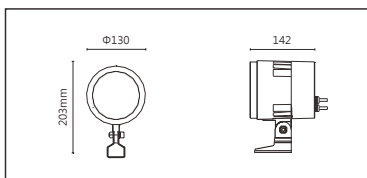


## SA-H520-ANA-9SE



### Features & Application 產品特點&適用場所

- 圓形投光燈，防護等級達IP66
- 標配遮光角高達15°以上
- 光形左右對稱，採用了三次配光設計，多種投射角度及光學配件可供選擇
- 可選配遮光罩，進一步提升燈具的防眩效果
- 燈體採用高強度、高導熱性鋁合金材質，高透光鋼化光學玻璃，二次塗層防腐支架(電鍍+噴塗)
- 對流散熱通道設計，具有良好的散熱性能，可確保LED光源的壽命
- 內建防反接保護和防浪湧保護電路，有效防止施工現場和使用中出現的燈具損害

適用於公園景觀亮化、戶外大樓、橋樑、古建築泛光投射照明、文旅照明、別墅庭院景觀亮化等

### Options 可選

色溫 (Color Temperature) : 2700K、3000K、3500K、4000K、5000K、5700K、6500K

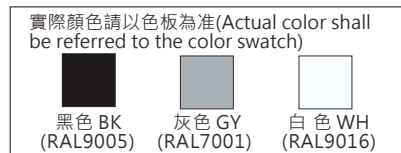
功率 (Power) : 36W

光束角 (Beam Angle) : 12°、15°、20°、30°、50°

### Product specifications 產品規格

輸入電參數 ( Input )	AC220V	安規執行標準 ( Standards of Safety )	IEC60598-1:2020/GB 7000.1-2015 IEC60598-2-5:2015/GB 7000.7-2005
光源 ( Light Source )	OSRAM Square ES	存儲條件 ( Storage Condition )	溫度(Temperature) : -40°C ~ 50°C 濕度(Humidity) : 10% ~ 95%RH
顯色性 ( Color Rendering )	Ra≥80	線材/長度/連接器 ( Connecting )	1.0mm²*3裸線出線50~55cm
LED數量 ( Number of LEDs )	9	產品主體材質 ( Material )	高強度、高導熱性鋁合金
遮光角 ( Shading Angle )	15° 25°(需另選蜂窩網配件)	安裝方式 ( Installation )	1. 表面安裝 2. 旋轉底座安裝(需另選配件) 3. 地插安裝(需另選配件) 4. 喉箍安裝(需另選配件)
控制方式 ( Control Method )	ON/OFF	產品淨量 ( Net Weight )	2.5kg
灰階 ( Gray Scale )	/		
安定器/變壓器/驅動器 ( Ballast/Transformer/Driver )	RMS-36-900BS		









### Finishing 燈具顏色






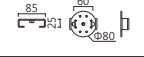

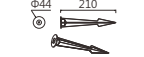

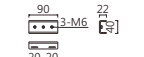


### Optical parameters 光學參數

色溫(Color Temperature)	2700K	3000K	3500K	4000K	5000K	5700K	6500K
光通量(Luminous Flux)(lm)	2470	2560	2650	2740	2780	2820	2910
光效(Luminous Efficacy)(lm/W)	69	71	74	76	77	78	81

## Accessories 配件

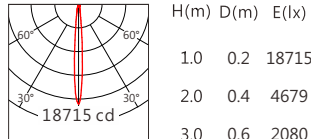
組合配件	配件型號	圖片	尺寸圖
遮光罩 (Shade Hood)	AC-SAH520-D01		
	AC-SAH520-D02		
蜂巢網 (Honeycomb network)	AC-SAH521-H02	 透光角25°	
可選拉伸膜片列表 (Optional Stretch Film List)	AC-C102E0140 AC-C102E0160 AC-C102E1060 AC-C102E1560 AC-C102E3060		

組合配件	配件型號	圖片	尺寸圖
旋轉支架 (Rotating Bracket)	AC-SAH521-R01		
	AC-SAH521-R02		
旋轉底座 (Rotary Base)	AC-SAH321-F01		
插泥件 (Ground Spike Accessory)	AC-SAH521-F02		
喉箍底座 (Hose Clamp Base)	AC-SAH321-F04		

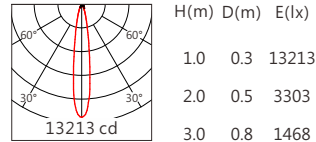
## Light Distribution 配光曲線圖

### 2700K 2470 lm

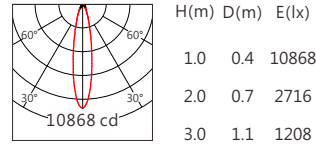
Square ES 12° 2700K



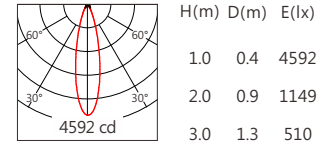
Square ES 15° 2700K



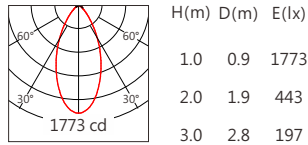
Square ES 20° 2700K



Square ES 30° 2700K

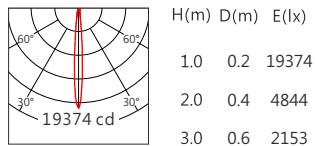


Square ES 50° 2700K

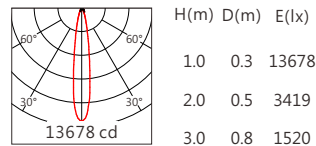


### 3000K 2560 lm

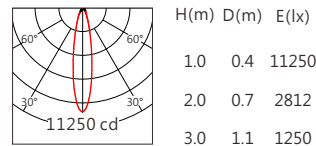
Square ES 12° 3000K



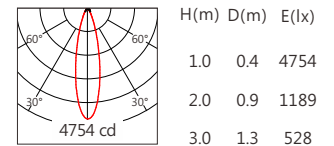
Square ES 15° 3000K



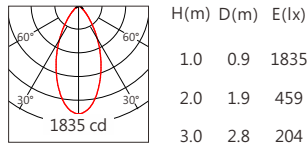
Square ES 20° 3000K



Square ES 30° 3000K

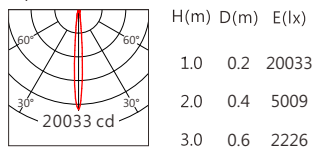


Square ES 50° 3000K

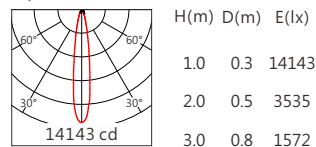


### 3500K 2650 lm

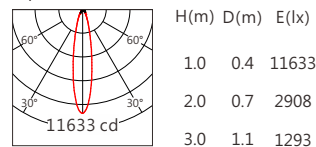
Square ES 12° 3500K



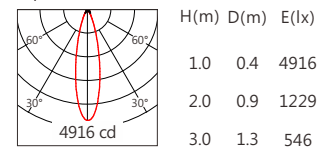
Square ES 15° 3500K



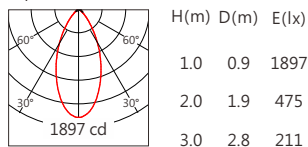
Square ES 20° 3500K



Square ES 30° 3500K

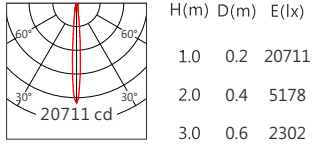


Square ES 50° 3500K

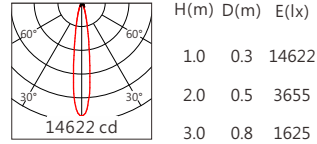


## 4000K 2740 lm

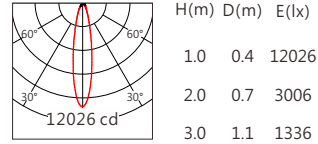
Square ES 12° 4000K



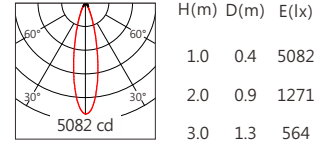
Square ES 15° 4000K



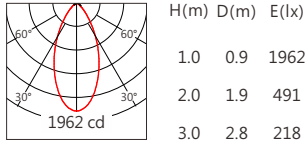
Square ES 20° 4000K



Square ES 30° 4000K

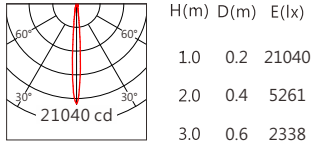


Square ES 50° 4000K

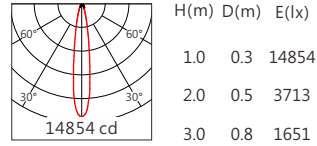


## 5000K 2780 lm

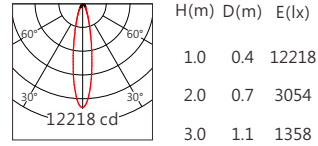
Square ES 12° 5000K



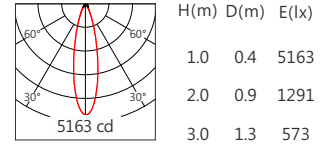
Square ES 15° 5000K



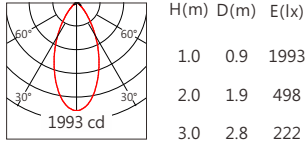
Square ES 20° 5000K



Square ES 30° 5000K

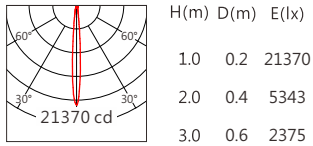


Square ES 50° 5000K

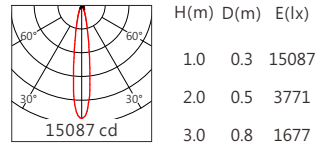


## 5700K 2820 lm

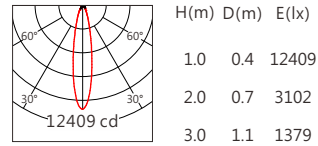
Square ES 12° 5700K



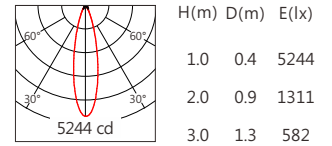
Square ES 15° 5700K



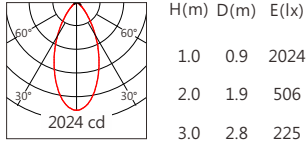
Square ES 20° 5700K



Square ES 30° 5700K

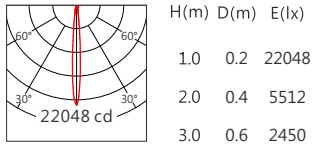


Square ES 50° 5700K

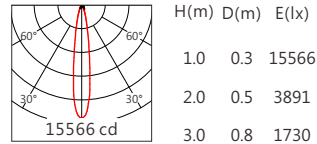


## 6500K 2910 lm

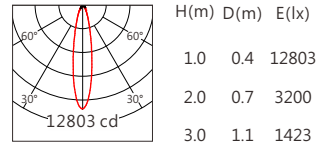
Square ES 12° 6500K



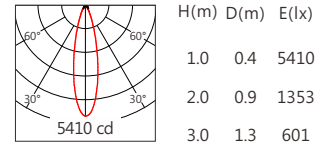
Square ES 15° 6500K



Square ES 20° 6500K



Square ES 30° 6500K



Square ES 50° 6500K

